

DSD

PROJECTION:

OEM SUPPLIED 3/8" BLACK TUBING TO WATER (BLACK) CONNECTION ON MASTER DUPLEX GAUGE. SEE NOTE 2

DETAIL A
SCALE 1:3

LOCATION SHOWN ON SHEET 2

REFERENCE:
082-4030-03-0 ORIFICE BUSHING
SEE FSG-PL-01306 FOR DETAILS

COMPRESSOR ASSEMBLY

340-1460-00-0
-16 BLUE BRAIDED
OIL FILTER TO
COMPRESSOR

604-0690-00-0
PFA 6MM OD

61215 AIR BALANCE VALVE

082-99900-111
TEE, 6mm TUBE PUSH

FOAM TANK A

CAFS MIXING MANIFOLD

604-0690-00-0
PFA 6MM OD,
SCAVENGE LINE

OEM SUPPLIED
1/4" RED TUBING TO
AIR (RED) CONNECTION
MASTER DUPLEX GAUGE.

MDTH TANK
OPTION

FOAM LOGIX
3.3/5.0/6.5

FOAM TANK B
OPTION

NOTE 2.
CONNECTED
BY INSTALLER

604-0690-00-0
PFA 6MM OD

340-1480-02-0
HOSE ASSY DSD SEPAR.
TO MANF.

340-1250-00-1
1/2" BLACK RUBBER,
TO TRUCK TANK.
5' APPROX.
COIL & STORE (OEM
INSTALL)

340-1450-00-0
-16 BLUE BRAIDED,
HEAT EXCHANGER
TO OIL FILTER

16-JIC AUXILIARY AIR
OUTLET - 1" ID HOSE
RECOMMENDED

082-4030-03-0
ORIFICE BUSHING
(THIS END ONLY)

340-1490-00-0
-24 BLUE BRAIDED,
AIR/OIL MIXTURE
TO SEPARATOR

CONNECTION
SHOWN ON
SHEET
TWO

340-1470-00-0
-16 BLUE BRAIDED,
OIL SEPARATOR TO
HEAT EXCHANGER

340-1250-00-1
1/2" BLACK RUBBER,
WATER SUPPLY FROM
DISCHARGE MANIFOLD

HEAT EXCHANGER
WATER DRAIN
SEE NOTE 1

340-1250-00-1
1/2" BLACK RUBBER, STRAINER
WATER TO HEAT EXCHANGER
5' APPROX.

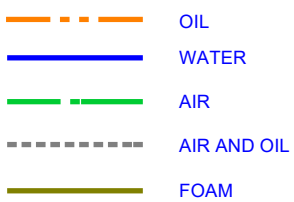
STRAINER DRAIN
SEE NOTE 2

SEPARATOR TANK ASSEMBLY

NOTES:

1. FITTING ONLY, LINE AND DRAIN VALVE ARE OEM SUPPLIED.
2. LINES SHOWN ARE SUPPLIED BY SYSTEM INSTALLER.
3. ALL NON-RUBBER LINES ARE COVERED WITH CORRUGATED LOOM.
4. GEARBOX & CLUTCH COOLING HOSES; REF. FSG-PL-01379.
5. REFERENCE FSG-PL-01377 FOR COMPONENT PLACEMENT.

LEGEND



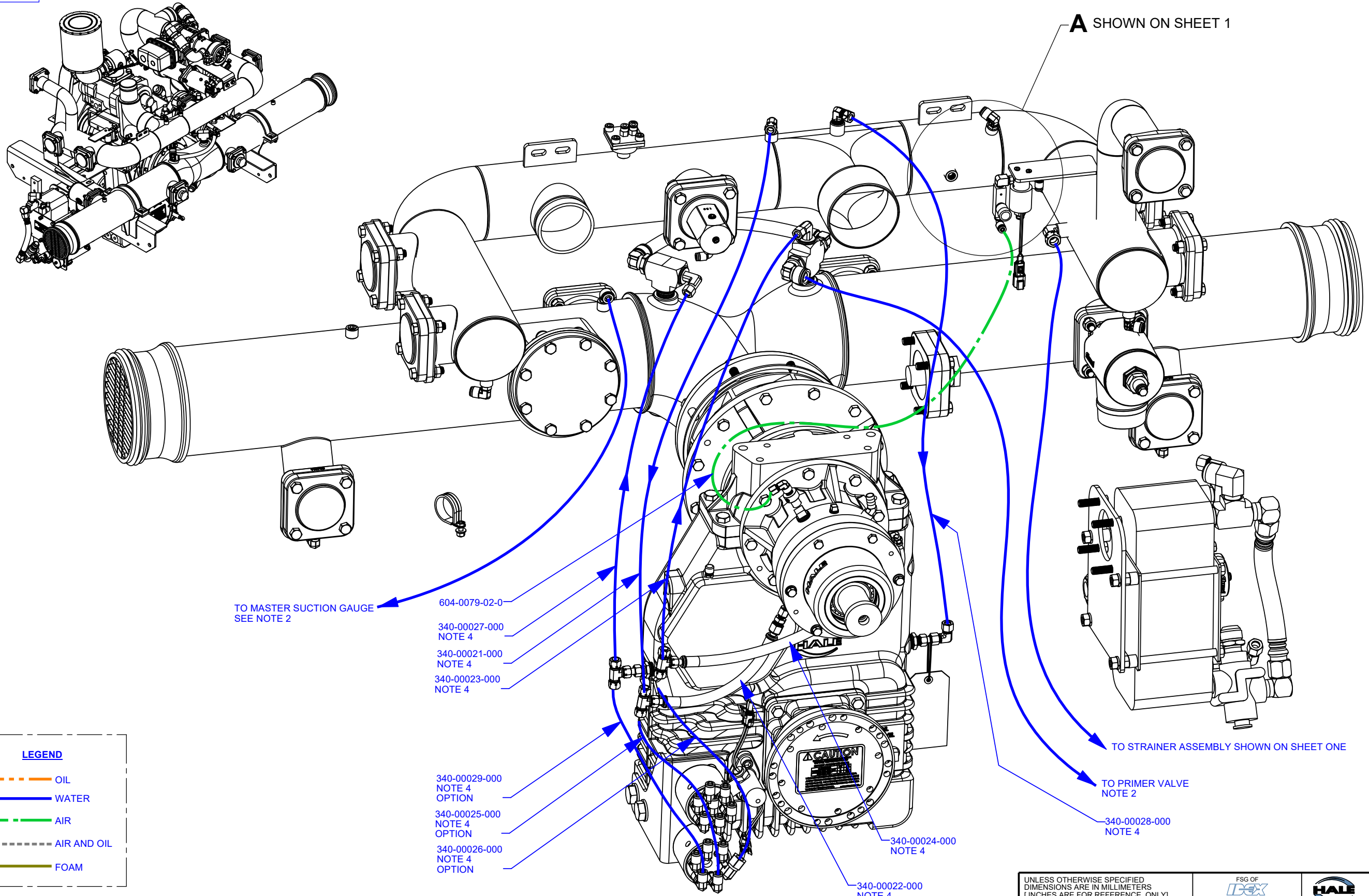
REVISIONS						
ECN	REV	ZONE	CHANGED FROM	BY	DATE	APVD
CFL3199	A		RELEASE FOR PRODUCTION	RDW	12FEB2014	JRP
CFL3539	B	B4; C3	CHANGED TO 6MM TEE FROM 1/4"; REPOSITIONED 61215	JDF	18DEC2015	NR

UNLESS OTHERWISE SPECIFIED DIMENSIONS ARE IN MILLIMETERS [INCHES ARE FOR REFERENCE, ONLY] TOLERANCE FOR MILLIMETER DIMENSIONS:
 X: ±1
 X.X: ±0.5
 X.XX: ±0.25
 X.XXX: ±0.125
 ANGLES: ±0.25°
 SURFACE TEXTURE IN µm Ra REMOVE ALL SHARP EDGES, 0.25MAX






FSG OF IDEX CORPORATION	
MATERIAL	TITLE
MADE FROM	DSD SMARTCAFS, COMPRESSOR HOSE SCHEMATIC
FINISH	DRAWN
PROJECT	RDW
SMARTCAFS	JRP
DATE	12FEB2014

HALE GODIVA <i>Class 1</i>	
SIZE	D
DRAWING NUMBER	FSG-PL-01378
SCALE	1:5
REV	B
SHEET	1 OF 2

COPYRIGHT ©
 NOT TO BE REPRODUCED OR USED TO
 MAKE OTHER DRAWINGS OR MACHINERY



LEGEND

-  OIL
-  WATER
-  AIR
-  AIR AND OIL
-  FOAM

UNLESS OTHERWISE SPECIFIED
DIMENSIONS ARE IN MILLIMETERS
[INCHES ARE FOR REFERENCE, ONLY]
TOLERANCE FOR MILLIMETER DIMENSIONS:
X: ±1
X.X: ±0.5
X.XX: ±0.25
X.XXX: ±0.125
ANGLES: ±0.25°
SURFACE TEXTURE IN µm Ra
REMOVE ALL SHARP EDGES, 0.25MAX

FSG OF
IDEX
IDEX CORPORATION

HALE **GODIVA** *Class 1*

TITLE
**DSD SMARTCAFS,
COMPRESSOR HOSE SCHEMATIC**

MATERIAL
MADE FROM
FINISH

DRAWN
APPROVED
DATE

ROW
JRP
12FEB2014

SIZE
D
SCALE
1:5

REV
B
SHEET
2 OF 2

COPYRIGHT ©
NOT TO BE REPRODUCED OR USED TO
MAKE OTHER DRAWINGS OR MACHINERY

PROJECT
SMARTCAFS

DRAWING NUMBER
FSG-PL-01378

REVISIONS						
ECN	REV.	ZONE	CHANGED FROM	BY	DATE	APVD
-	-	-	See DSD SMARTCAFS	-	-	-
-	-	-	See DSD SMARTCAFS	-	-	-