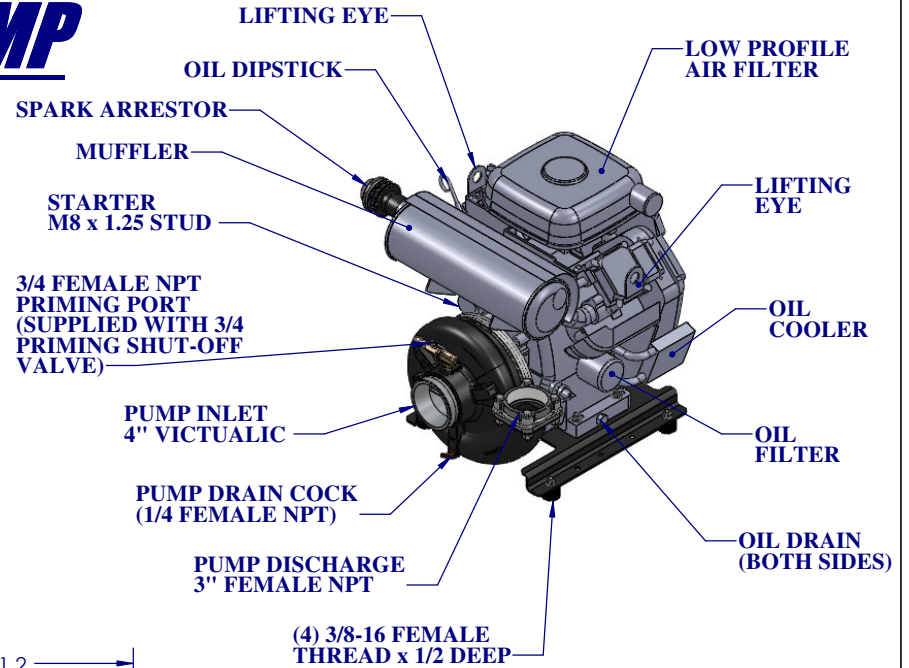
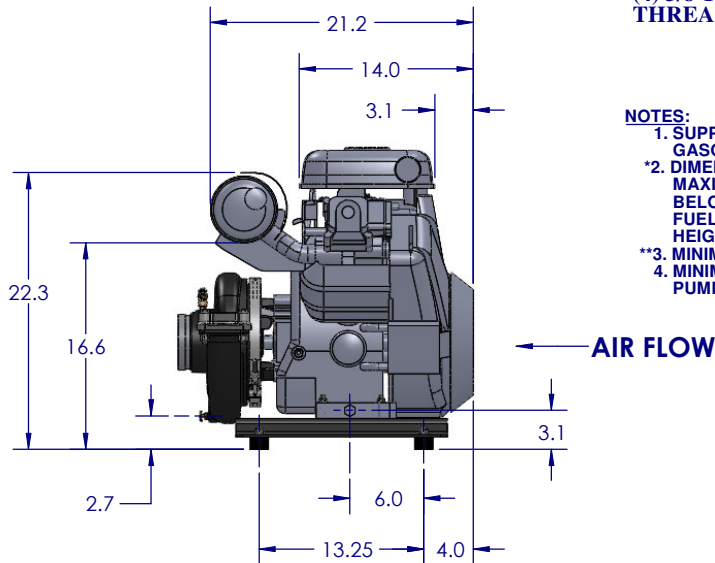
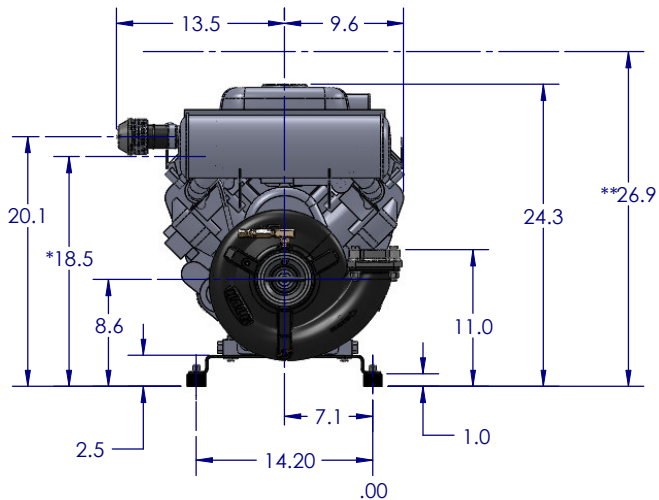
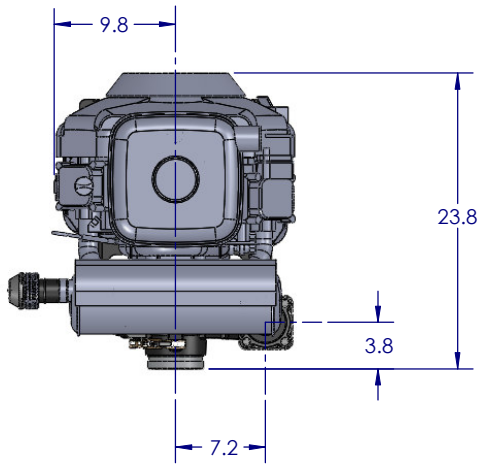


# HALE HPX275-B35 PORTABLE PUMP

DIMENSIONS: 23.8" (605 mm) LG x 24.3" (617 mm) HIGH x 23.5" (597 mm) WIDE  
 APPROXIMATE WEIGHT: 190 POUNDS



- NOTES:**
- SUPPLIED WITH BRIGGS AND STRATTON 35 HP, AIR COOLED GASOLINE ENGINE.
  - DIMENSION SHOWS FUEL PUMP LOCATION. FUEL PUMP MAXIMUM LIFT IS 18 INCHES (457 mm). FUEL TANKS LOCATED BELOW THIS HEIGHT MUST BE SUPPLIED WITH AN AUXILIARY FUEL PUMP THAT WILL SUPPLY 1-1/2 TO 2 PSI AT CARBURETOR HEIGHT (TO THE ENGINE MOUNTED FUEL PUMP).
  - MINIMAL CLEARANCE FOR AIR COVER REMOVAL.
  - MINIMUM OF 4" INTAKE PIPING WITH A STRAIGHT RUN INTO THE PUMP IS RECOMMENDED FOR MAXIMUM PUMP PERFORMANCE.

<p>THIRD ANGLE PROJECTION</p> <p>This document and the information hereon are the exclusive property of Class 1 and is loaned to you subject to return on demand, unless otherwise agreed to in writing by Class 1.</p>			A Unit of 		807 N.W. 27th Ave. Ocala, Florida 34475 Phone: 352-629-9020 FAX: 352-629-2902	
	HPX275-B35 PUMPING UNIT INSTALLATION DRAWING					
CAGE IDENT. NO.	COMPLETED	DRAWN	CHECKED	APPROVED	PROJECT	
	3/25/09	JBS	JBS	JBS		
SIZE	DRAWING NUMBER					REV
B	CL1-PL-0039					-
SCALE						SHEET
1:10						1 OF 1